



ASBK RESULTS

AUSTRALIAN SUPERSPORT 300 CHAMPIONSHIP

Date: 24/02/19
 Event: R13
 Weather: Sunny - Temp: 27.1C
 Track: Dry - Temp: 51.4C

Race 3

Started at: 16:14:24
 Laps: 8
 Starters: 34
 Printed at: 16:43

PROVISIONAL CLASSIFICATION

Pos	No	Name	Machine	Laps	Race Time	Behind	Fastest Lap	On Lap	Top Speed
1	308	John LYTRAS (QLD) / Caboolture Yamaha / Jekyll & Hyde	Yamaha R3 321	8	14:49.805		1:48.481	8	196
2	81	Senna AGIUS (NSW) / Schuberth / Held / Bikebiz Kawasaki	Kawasaki EX 400	8	14:49.842	.037	1:49.490	7	191
3	68	Luke POWER (VIC) / RTR / Graeme Williams Eng. / Traction Control	Yamaha R3 321	8	14:49.854	.049	1:49.192	6	194
4	27	Max STAUFFER (NSW) / Yamaha / YRD / Shark Leathers / Racers Edge	Yamaha R3 321	8	14:49.856	.051	1:49.874	5	199
5	20	Hunter FORD (NSW) / Yamaha / YRD / Held Aus / Schuberth Aus	Yamaha R3 321	8	14:49.944	.139	1:48.548	8	201
6	43	Harry KHOURI (NSW) / Excite Motorsports / Shark Leathers / Motonation	Yamaha R3 321	8	14:50.706	.901	1:49.196	8	195
7	333	Yannis SHAW (NSW) / WRP Bridgestone / Select Fresh Providores	Kawasaki EX 400	8	14:53.237	3.432	1:49.248	7	201
8	32	Dylan WHITESIDE (VIC) / Mark Lamont / The Grinning Edge	Kawasaki EX 300	8	14:53.265	3.460	1:49.749	7	201
9	57	Seth CRUMP (QLD) / Rock Oil / KTM	KTM RC 390	8	14:53.338	3.533	1:49.287	7	193
10	31	Travis HALL (QLD) / Stitchsmith / Ricondi	Yamaha R3 321	8	14:53.344	3.539	1:49.869	7	192
11	151	Locky TAYLOR (QLD) / Yamaha / Rustic Flooring / Shark Leathers	Yamaha R3 321	8	14:56.319	6.514	1:50.377	5	191
12	58	Mitch KUHNE (QLD) / Shark Leathers / Nolan Helmets / Phiesh ink / Liquimoly	Yamaha R3 321	8	15:05.765	15.960	1:51.128	3	191
13	97	Peter NERLICH (VIC) / TCN Racing	Kawasaki EX 400	8	15:05.855	16.050	1:51.257	3	195
14	355	Laura BROWN (NSW) / WNR	Yamaha R3 321	8	15:05.856	16.051	1:51.531	2	191
15	25	Luke JHONSTON (NSW) / Motul / Davis Bikaworx / MotoGarage	Yamaha R3 321	8	15:06.023	16.218	1:51.390	3	193
16	72	Benjamin BAKER (NSW) / Jekyll & Hyde / SCK Excavation / Motostats	Yamaha R3 321	8	15:06.319	16.514	1:50.425	5	197
17	56	Jesse WOODS (TAS) / JDS Moto	Yamaha R3 321	8	15:10.188	20.383	1:52.348	7	189
18	47	Zylas BUNTING (NSW) / Shark Leathers	Yamaha R3 321	8	15:10.273	20.468	1:51.931	6	186
19	33	Grace POUTCH (VIC) / Aark Suspension & Tuning / SC Project Oceanic	Kawasaki EX 400	8	15:17.466	27.661	1:53.142	8	192
20	28	Tayla RELPH (QLD) / Kawasaki BC Performance	Kawasaki EX 400	8	15:17.716	27.911	1:53.069	6	191
21	15	Bronson PICKETT (WA)	Yamaha R3 321	8	15:17.777	27.972	1:52.991	8	185
22	22	Keegan PICKERING (NSW) / Sport Savvy Australian / Jekyll & Hyde	Yamaha R3 321	8	15:26.678	36.873	1:53.691	3	185

Scott Laing
 Chief Time Keeper - Scott Laing


Tom Williams
 Clerk of Course - Tom Williams



Computime Race Timing Systems Pty Ltd © 1996
 Licensed to Computime Race Timing Systems

COMPUTIME RACE TIMING SYSTEMS PTY LTD
www.computime.com.au

E-mail: scott@computime.com.au / Ph: 0418 17 13 17





ASBK RESULTS

AUSTRALIAN SUPERSPORT 300 CHAMPIONSHIP

Race 3

Date: **24/02/19**
 Event: **R13**
 Weather: **Sunny - Temp: 27.1C**
 Track: **Dry - Temp: 51.4C**

Started at: **16:14:24**
 Laps: **8**
 Starters: **34**
 Printed at: **16:43**

PROVISIONAL CLASSIFICATION

Pos	No	Name	Machine	Laps	Race Time	Behind	Fastest Lap	On Lap	Top Speed
23	282	Cameron AGOSTINI (NT) / Territory 3 Racing	Yamaha R3 321	8	15:26.700	36.895	1:53.978	2	182
24	437	Hayden STIFF (NSW) / Proworx / Blayney Motorcycles	Kawasaki EX 300	8	15:36.461	46.656	1:55.376	4	182
25	46	Lachlan O'BRIEN (NT) / Territory 3 Racing	Yamaha R3 321	8	16:00.969	1:11.164	1:58.391	2	176
26	14	Sarah FAIRBROTHER (QLD) / The Motorcycle Sportsmen	Yamaha R3 321	8	16:01.132	1:11.327	1:58.644	2	181
27	40	Jeremy CZMOK (VIC) / Dins Dins Pet Food	KTM RC 390	8	16:03.237	1:13.432	1:58.318	8	183
28	19	Craig WHITE (NSW) / WRP Bridgestone	Kawasaki EX 400	8	16:03.304	1:13.499	1:58.321	8	178
29	89	Kristian AGOSTINI (NT) / Territory 3 Racing	Yamaha R3 321	8	16:03.781	1:13.976	1:57.486	7	179
30	35	Ben ANGELIDIS (ACT) / Proworx / Blayney Motorcycles	Yamaha R3 321	8	16:03.881	1:14.076	1:58.729	7	176
31	111	Wayne BATSON (SA) / S.A Motorcycles / PSY Racing	Kawasaki EX 300	8	16:28.419	1:38.614	2:01.561	2	171
DNF	10	Callum O'BRIEN (WA) / Kawasaki BC Performance	Kawasaki EX 400	5	9:21.183	3 Laps	1:50.297	4	191
DNF	42	Kyle O'CONNELL (QLD)	Yamaha R3 321	4	7:36.114	4 Laps	1:51.199	3	192
DNF	87	Zac LEVY (QLD) / Demmery Motorsport Yamaha	Yamaha R3 321	0		8 Laps			155

Fastest Lap was 1:48.481 by John LYTRAS (QLD)

New race lap record for SS300 class - Previous: 1:48.870 by Reid BATTYE (NSW) on a Kawasaki EX 300 set on 07/10/17

*** Rider 72 (Benjamin BAKER (NSW)) - 10 second penalty imposed by Clerk of Course for jumped start ***

The results are provisional until the end of the time limit for protests and appeals.



 Chief Time Keeper - Scott Laing


 Clerk of Course - Tom Williams

Computime Race Timing Systems Pty Ltd © 1996
 Licensed to Computime Race Timing Systems

COMPUTIME RACE TIMING SYSTEMS PTY LTD
www.computime.com.au

E-mail: scott@computime.com.au / Ph: 0418 17 13 17





ASBK RESULTS

AUSTRALIAN SUPERSPORT 300 CHAMPIONSHIP

Date: **24/02/19**
 Event: **R13**
 Weather: **Sunny - Temp: 27.1C**
 Track: **Dry - Temp: 51.4C**

Race 3

Started at: **16:14:24**
 Laps: **8**
 Starters: **34**
 Printed at: **16:43**

PROVISIONAL LAP TIMES

No	Name	Lap 1	Lap 2	Lap 3	Lap 4	Lap 5	Lap 6	Lap 7	Lap 8
10	Callum O'BRIEN (WA)	1:58.105	1:51.028	1:50.553	1:50.297	1:51.200			
14	Sarah FAIRBROTHER (QLD)	2:06.771	1:58.644	1:59.119	1:58.931	1:59.405	2:00.241	1:59.240	1:58.781
15	Bronson PICKETT (WA)	2:02.829	1:54.192	1:53.648	1:53.283	1:53.362	1:53.263	1:54.209	1:52.991
19	Craig WHITE (NSW)	2:09.055	1:59.109	1:59.991	1:59.622	1:59.911	1:58.590	1:58.705	1:58.321
20	Hunter FORD (NSW)	1:59.041	1:51.292	1:49.855	1:51.295	1:50.046	1:50.400	1:49.467	1:48.548
22	Keegan PICKERING (NSW)	2:04.005	1:54.315	1:53.691	1:53.693	1:54.060	1:54.943	1:55.756	1:56.215
25	Luke JHONSTON (NSW)	2:00.695	1:51.530	1:51.390	1:52.436	1:52.239	1:52.321	1:51.801	1:53.611
27	Max STAUFFER (NSW)	1:57.991	1:51.781	1:50.202	1:50.036	1:49.874	1:49.947	1:50.103	1:49.922
28	Tayla RELPH (QLD)	2:02.714	1:53.479	1:54.086	1:53.425	1:53.507	1:53.069	1:54.274	1:53.162
31	Travis HALL (QLD)	2:00.464	1:50.534	1:50.493	1:50.715	1:50.496	1:50.100	1:49.869	1:50.673
32	Dylan WHITESIDE (VIC)	1:59.389	1:51.285	1:50.204	1:50.627	1:50.237	1:50.841	1:49.749	1:50.933
33	Grace POUTCH (VIC)	2:03.181	1:53.698	1:53.144	1:53.455	1:53.555	1:53.234	1:54.057	1:53.142
35	Ben ANGELIDIS (ACT)	2:09.837	1:59.160	1:59.829	1:59.251	1:59.101	1:59.167	1:58.729	1:58.807
40	Jeremy CZMOK (VIC)	2:10.439	1:59.216	1:58.925	1:59.232	1:59.060	1:59.269	1:58.778	1:58.318
42	Kyle O'CONNELL (QLD)	2:00.878	1:51.906	1:51.199	1:52.131				
43	Harry KHOURI (NSW)	1:58.555	1:50.686	1:50.119	1:50.741	1:51.143	1:50.391	1:49.875	1:49.196
46	Lachlan O'BRIEN (NT)	2:06.385	1:58.391	1:59.142	1:59.499	1:59.445	2:00.455	1:58.955	1:58.697
47	Zylas BUNTING (NSW)	2:02.707	1:53.230	1:52.559	1:52.604	1:52.672	1:51.931	1:52.049	1:52.521
56	Jesse WOODS (TAS)	2:00.771	1:52.847	1:52.729	1:52.460	1:53.731	1:52.860	1:52.348	1:52.442
57	Seth CRUMP (QLD)	1:57.865	1:51.280	1:50.146	1:50.925	1:50.623	1:51.168	1:49.287	1:52.044
58	Mitch KUHNE (QLD)	2:00.346	1:52.392	1:51.128	1:51.858	1:51.860	1:52.352	1:52.329	1:53.500
68	Luke POWER (VIC)	1:57.878	1:51.466	1:50.469	1:50.365	1:51.052	1:49.192	1:49.510	1:49.922
72	Benjamin BAKER (NSW)	1:58.595	1:52.016	1:50.966	1:50.694	1:50.425	1:50.848	1:50.676	1:52.099
81	Senna AGIUS (NSW)	1:58.236	1:50.729	1:50.358	1:50.733	1:50.764	1:49.533	1:49.490	1:49.999
89	Kristian AGOSTINI (NT)	2:09.050	1:59.728	1:59.850	2:00.841	1:58.678	1:59.459	1:57.486	1:58.689
97	Peter NERLICH (VIC)	2:00.770	1:51.547	1:51.257	1:51.571	1:52.136	1:52.650	1:52.308	1:53.616
111	Wayne BATSON (SA)	2:11.631	2:01.561	2:02.898	2:02.933	2:02.039	2:02.374	2:02.700	2:02.283
151	Locky TAYLOR (QLD)	1:58.078	1:52.316	1:51.156	1:50.771	1:50.377	1:50.904	1:50.698	1:52.019
282	Cameron AGOSTINI (NT)	2:04.510	1:53.978	1:54.537	1:54.432	1:54.363	1:54.405	1:54.559	1:55.916
308	John LYTRAS (QLD)	1:58.170	1:50.840	1:50.665	1:50.951	1:50.949	1:50.431	1:49.318	1:48.481
333	Yannis SHAW (NSW)	1:59.065	1:51.475	1:50.350	1:49.756	1:50.572	1:51.802	1:49.248	1:50.969
355	Laura BROWN (NSW)	2:00.454	1:51.531	1:51.603	1:51.954	1:52.055	1:52.556	1:52.273	1:53.430
437	Hayden STIFF (NSW)	2:05.258	1:55.582	1:56.943	1:55.376	1:55.670	1:55.747	1:56.102	1:55.783

*** Rider 72 (Benjamin BAKER (NSW)) - 10 second penalty imposed by Clerk of Course for jumped start ***

The results are provisional until the end of the time limit for protests and appeals.


 Chief Time Keeper - Scott Laing



 Clerk of Course - Tom Williams



Computime Race Timing Systems Pty Ltd © 1996
 Licensed to Computime Race Timing Systems

COMPUTIME RACE TIMING SYSTEMS PTY LTD
www.computime.com.au

E-mail: scott@computime.com.au / Ph: 0418 17 13 17





ASBK RESULTS

AUSTRALIAN SUPERSPORT 300 CHAMPIONSHIP

Date: 24/02/19
 Event: R13
 Weather: Sunny - Temp: 27.1C
 Track: Dry - Temp: 51.4C

Race 3

Started at: 16:14:24
 Laps: 8
 Starters: 34
 Printed at: 16:43

PROVISIONAL SPLIT TIMES

Lap	Split 1	Split 2	Split 3	Split 4	Lap Time	Spd	Lap	Split 1	Split 2	Split 3	Split 4	Lap Time	Spd
10 Callum O'BRIEN (WA) (DNF)							6	26.629	32.795	21.006	29.970	1:50.400	201
1	34.136	32.521	20.985	30.463	1:58.105	148	7	26.010	31.987	20.990	30.480	1:49.467	192
2	26.766	32.872	21.122	30.268	1:51.028	190	8	26.052	32.168	20.853	29.475	1:48.548	197
3	26.775	32.395	21.227	30.156	1:50.553	191	22 Keegan PICKERING (NSW) (22th)						
4	26.600	32.356	21.178	30.163	1:50.297	191	1	36.248	34.007	22.246	31.504	2:04.005	157
5	26.875	32.626	21.311	30.388	1:51.200	187	2	27.411	33.819	21.592	31.493	1:54.315	185
14 Sarah FAIRBROTHER (QLD) (26th)							3	27.319	33.460	21.585	31.327	1:53.691	182
1	37.473	34.442	22.695	32.161	2:06.771	155	4	27.409	33.415	21.546	31.323	1:53.693	180
2	28.493	34.622	22.642	32.887	1:58.644	181	5	27.429	33.387	21.549	31.695	1:54.060	179
3	28.706	34.923	22.718	32.772	1:59.119	173	6	27.588	33.705	21.708	31.942	1:54.943	178
4	28.803	34.953	22.799	32.376	1:58.931	173	7	27.980	34.054	21.952	31.770	1:55.756	174
5	29.475	34.794	22.849	32.287	1:59.405	168	8	28.072	34.259	21.943	31.941	1:56.215	174
6	29.563	35.101	22.739	32.838	2:00.241	167	25 Luke JHONSTON (NSW) (15th)						
7	29.506	34.720	22.705	32.309	1:59.240	166	1	34.938	33.191	20.983	31.583	2:00.695	157
8	29.392	34.680	22.687	32.022	1:58.781	168	2	26.880	32.615	21.073	30.962	1:51.530	192
15 Bronson PICKETT (WA) (21th)							3	26.806	32.592	21.101	30.891	1:51.390	190
1	35.888	33.872	21.783	31.286	2:02.829	152	4	26.885	33.163	21.563	30.825	1:52.436	190
2	27.715	33.291	21.471	31.715	1:54.192	181	5	27.094	32.788	21.363	30.994	1:52.239	193
3	27.145	33.007	21.649	31.847	1:53.648	181	6	27.091	32.667	21.383	31.180	1:52.321	190
4	27.440	32.929	21.398	31.516	1:53.283	178	7	26.989	32.838	21.465	30.509	1:51.801	191
5	27.184	33.160	21.440	31.578	1:53.362	182	8	27.534	33.056	21.647	31.374	1:53.611	188
6	27.245	33.698	21.276	31.044	1:53.263	185	27 Max STAUFFER (NSW) (4th)						
7	27.550	33.359	21.794	31.506	1:54.209	179	1	33.577	32.279	21.545	30.590	1:57.991	149
8	27.181	33.028	21.452	31.330	1:52.991	180	2	27.129	32.900	21.031	30.721	1:51.781	183
19 Craig WHITE (NSW) (28th)							3	26.731	32.128	21.105	30.238	1:50.202	195
1	38.886	34.909	22.506	32.754	2:09.055	150	4	26.599	32.163	20.978	30.296	1:50.036	199
2	28.776	34.815	22.487	33.031	1:59.109	176	5	27.268	31.607	20.737	30.262	1:49.874	184
3	29.397	34.637	22.435	33.522	1:59.991	171	6	26.845	32.038	20.758	30.306	1:49.947	180
4	29.407	34.556	22.543	33.116	1:59.622	170	7	26.970	31.912	20.915	30.306	1:50.103	179
5	29.290	34.866	22.612	33.143	1:59.911	171	8	27.099	32.122	20.773	29.928	1:49.922	185
6	28.636	34.764	22.592	32.598	1:58.590	175	28 Tayla RELPH (QLD) (20th)						
7	28.575	34.692	22.348	33.090	1:58.705	178	1	35.943	33.518	21.521	31.732	2:02.714	155
8	28.859	34.352	22.413	32.697	1:58.321	176	2	27.352	33.252	21.552	31.323	1:53.479	184
20 Hunter FORD (NSW) (5th)							3	27.028	33.638	21.674	31.746	1:54.086	190
1	34.323	33.517	20.914	30.287	1:59.041	150	4	27.015	33.510	21.468	31.432	1:53.425	191
2	26.878	32.829	20.713	30.872	1:51.292	195	5	27.006	33.365	21.577	31.559	1:53.507	191
3	26.351	32.528	20.781	30.195	1:49.855	190	6	26.941	33.147	21.591	31.390	1:53.069	188
4	26.945	33.179	20.986	30.185	1:51.295	197	7	27.629	33.261	21.962	31.422	1:54.274	178
5	26.552	32.291	21.069	30.134	1:50.046	188	8	27.066	33.218	21.461	31.417	1:53.162	189

Scott Laing
 Chief Time Keeper - Scott Laing

Tom Williams
 Clerk of Course - Tom Williams



COMPUTIME RACE TIMING SYSTEMS PTY LTD
www.computime.com.au

E-mail: scott@computime.com.au / Ph: 0418 17 13 17



Computime Race Timing Systems Pty Ltd © 1996
 Licensed to Computime Race Timing Systems



ASBK RESULTS

AUSTRALIAN SUPERSPORT 300 CHAMPIONSHIP

Date: 24/02/19
 Event: R13
 Weather: Sunny - Temp: 27.1C
 Track: Dry - Temp: 51.4C

Race 3

Started at: 16:14:24
 Laps: 8
 Starters: 34
 Printed at: 16:43

PROVISIONAL SPLIT TIMES

Lap	Split 1	Split 2	Split 3	Split 4	Lap Time	Spd	Lap	Split 1	Split 2	Split 3	Split 4	Lap Time	Spd
31 Travis HALL (QLD) (10th)							3	28.844	34.665	22.861	32.555	1:58.925	181
1	34.722	33.247	21.110	31.385	2:00.464	153	4	29.310	34.537	22.972	32.413	1:59.232	179
2	27.191	31.857	20.915	30.571	1:50.534	186	5	29.195	34.297	22.902	32.666	1:59.060	175
3	26.491	32.572	20.916	30.514	1:50.493	192	6	29.259	34.550	22.937	32.523	1:59.269	175
4	26.389	32.976	20.749	30.601	1:50.715	191	7	29.122	34.154	22.767	32.735	1:58.778	175
5	26.692	32.677	20.858	30.269	1:50.496	187	8	29.101	34.330	22.634	32.253	1:58.318	174
6	26.560	32.089	21.164	30.287	1:50.100	188	42 Kyle O'CONNELL (QLD) (DNF)						
7	26.460	32.160	20.888	30.361	1:49.869	191	1	35.099	33.610	21.487	30.682	2:00.878	152
8	26.326	32.015	21.060	31.272	1:50.673	191	2	27.083	33.160	21.293	30.370	1:51.906	190
32 Dylan WHITESIDE (VIC) (8th)							3	26.883	32.704	21.057	30.555	1:51.199	186
1	34.566	33.053	20.882	30.888	1:59.389	157	4	26.923	32.981	21.617	30.610	1:52.131	191
2	26.720	32.897	21.012	30.656	1:51.285	198	43 Harry KHOURI (NSW) (6th)						
3	26.155	32.643	20.824	30.582	1:50.204	197	1	34.431	32.637	21.054	30.433	1:58.555	151
4	26.589	32.932	20.789	30.317	1:50.627	189	2	26.895	32.421	21.146	30.224	1:50.686	194
5	26.673	32.318	21.032	30.214	1:50.237	187	3	27.042	32.087	20.806	30.184	1:50.119	185
6	26.703	32.881	20.960	30.297	1:50.841	201	4	27.597	31.919	21.065	30.160	1:50.741	178
7	26.332	32.277	20.796	30.344	1:49.749	191	5	27.286	32.283	21.351	30.223	1:51.143	183
8	26.120	32.399	21.060	31.354	1:50.933	194	6	26.786	32.208	20.993	30.404	1:50.391	195
33 Grace POUTCH (VIC) (19th)							7	26.910	32.175	20.822	29.968	1:49.875	180
1	36.067	33.912	22.045	31.157	2:03.181	159	8	26.161	32.040	20.849	30.146	1:49.196	189
2	26.945	33.511	21.410	31.832	1:53.698	192	46 Lachlan O'BRIEN (NT) (25th)						
3	26.833	32.905	21.758	31.648	1:53.144	190	1	37.124	34.207	22.588	32.466	2:06.385	154
4	27.416	32.921	21.489	31.629	1:53.455	186	2	28.493	34.540	22.536	32.822	1:58.391	176
5	27.269	32.985	21.701	31.600	1:53.555	184	3	28.915	34.670	22.647	32.910	1:59.142	171
6	27.283	33.709	21.295	30.947	1:53.234	182	4	29.123	34.583	22.643	33.150	1:59.499	169
7	27.682	33.241	21.564	31.570	1:54.057	179	5	29.210	34.759	22.657	32.819	1:59.445	168
8	27.267	32.912	21.363	31.600	1:53.142	182	6	29.998	34.949	22.780	32.728	2:00.455	168
35 Ben ANGELIDIS (ACT) (30th)							7	29.026	34.461	22.647	32.821	1:58.955	173
1	38.005	34.992	23.354	33.486	2:09.837	147	8	29.062	34.346	22.685	32.604	1:58.697	169
2	28.647	34.845	22.838	32.830	1:59.160	173	47 Zylas BUNTING (NSW) (18th)						
3	29.293	35.010	23.027	32.499	1:59.829	173	1	35.435	34.191	21.686	31.395	2:02.707	160
4	29.126	34.611	23.063	32.451	1:59.251	176	2	27.624	33.118	21.432	31.056	1:53.230	181
5	29.111	34.203	22.997	32.790	1:59.101	176	3	27.360	32.791	21.379	31.029	1:52.559	181
6	29.021	35.106	22.611	32.429	1:59.167	171	4	27.203	32.856	21.508	31.037	1:52.604	181
7	29.021	34.405	22.699	32.604	1:58.729	173	5	27.224	32.976	21.271	31.201	1:52.672	181
8	29.128	34.326	23.065	32.288	1:58.807	172	6	27.216	32.594	21.131	30.990	1:51.931	180
40 Jeremy CZMOK (VIC) (27th)							7	27.224	32.560	21.359	30.906	1:52.049	186
1	38.807	35.536	23.289	32.807	2:10.439	156	8	27.403	32.904	21.297	30.917	1:52.521	184
2	28.975	34.637	22.955	32.649	1:59.216	183							


Scott Laing
 Chief Time Keeper - Scott Laing

Tom Williams
 Clerk of Course - Tom Williams



COMPUTIME RACE TIMING SYSTEMS PTY LTD
 www.computime.com.au

E-mail: scott@computime.com.au / Ph: 0418 17 13 17



Computime Race Timing Systems Pty Ltd © 1996
 Licensed to Computime Race Timing Systems



ASBK RESULTS

AUSTRALIAN SUPERSPORT 300 CHAMPIONSHIP

Date: 24/02/19
 Event: R13
 Weather: Sunny - Temp: 27.1C
 Track: Dry - Temp: 51.4C

Race 3

Started at: 16:14:24
 Laps: 8
 Starters: 34
 Printed at: 16:43

PROVISIONAL SPLIT TIMES

Lap	Split 1	Split 2	Split 3	Split 4	Lap Time	Spd	Lap	Split 1	Split 2	Split 3	Split 4	Lap Time	Spd
56 Jesse WOODS (TAS) (17th)							3	26.700	32.588	20.839	30.839	1:50.966	196
1	35.289	33.064	21.251	31.167	2:00.771	148	4	26.675	32.695	21.053	30.271	1:50.694	191
2	27.442	33.169	21.349	30.887	1:52.847	189	5	26.393	32.799	20.833	30.400	1:50.425	191
3	27.293	33.116	21.284	31.036	1:52.729	187	6	26.701	32.346	21.166	30.635	1:50.848	187
4	27.539	32.733	21.172	31.016	1:52.460	183	7	26.330	32.501	21.020	30.825	1:50.676	189
5	27.616	33.087	21.885	31.143	1:53.731	182	8	27.040	32.761	21.188	31.110	1:52.099	183
6	27.675	32.765	21.340	31.080	1:52.860	179	81 Senna AGIUS (NSW) (2nd)						
7	27.670	32.708	21.308	30.662	1:52.348	180	1	34.216	32.736	21.016	30.268	1:58.236	153
8	27.504	32.931	21.470	30.537	1:52.442	181	2	26.329	32.759	21.303	30.338	1:50.729	191
57 Seth CRUMP (QLD) (9th)							3	26.613	32.223	21.132	30.390	1:50.358	188
1	33.423	32.380	21.209	30.853	1:57.865	152	4	27.079	31.952	21.210	30.492	1:50.733	184
2	27.394	32.287	20.804	30.795	1:51.280	178	5	27.502	31.986	20.962	30.314	1:50.764	185
3	26.879	32.056	20.983	30.228	1:50.146	192	6	26.433	31.985	21.043	30.072	1:49.533	185
4	27.599	32.518	20.763	30.045	1:50.925	178	7	26.754	31.935	20.807	29.994	1:49.490	190
5	26.783	32.408	21.264	30.168	1:50.623	193	8	26.732	32.129	20.909	30.229	1:49.999	186
6	27.474	32.384	20.924	30.386	1:51.168	182	89 Kristian AGOSTINI (NT) (29th)						
7	26.498	32.133	20.757	29.899	1:49.287	193	1	38.604	34.947	22.390	33.109	2:09.050	150
8	27.069	32.306	21.069	31.600	1:52.044	189	2	29.252	34.791	22.653	33.032	1:59.728	174
58 Mitch KUHNE (QLD) (12th)							3	29.359	34.742	22.602	33.147	1:59.850	175
1	34.598	32.923	21.330	31.495	2:00.346	160	4	30.037	34.606	22.649	33.549	2:00.841	171
2	27.069	33.526	20.988	30.809	1:52.392	188	5	29.024	34.486	22.541	32.627	1:58.678	173
3	26.792	32.751	21.003	30.582	1:51.128	189	6	29.149	34.804	22.442	33.064	1:59.459	179
4	26.723	32.991	21.294	30.850	1:51.858	191	7	28.426	34.324	22.469	32.267	1:57.486	175
5	26.954	33.162	21.054	30.690	1:51.860	189	8	29.542	34.323	22.447	32.377	1:58.689	175
6	27.443	32.834	21.214	30.861	1:52.352	177	97 Peter NERLICH (VIC) (13th)						
7	27.319	32.894	21.261	30.855	1:52.329	184	1	35.523	33.356	21.152	30.739	2:00.770	154
8	27.237	33.104	21.520	31.639	1:53.500	188	2	27.337	32.647	21.008	30.555	1:51.547	188
68 Luke POWER (VIC) (3rd)							3	26.598	33.099	21.093	30.467	1:51.257	195
1	33.249	32.712	21.239	30.678	1:57.878	147	4	26.672	32.743	21.221	30.935	1:51.571	191
2	27.469	32.805	21.003	30.189	1:51.466	177	5	26.896	33.022	21.161	31.057	1:52.136	188
3	27.187	32.245	20.780	30.257	1:50.469	193	6	27.022	33.195	21.342	31.091	1:52.650	185
4	26.979	32.352	20.903	30.131	1:50.365	194	7	27.095	33.260	21.398	30.555	1:52.308	184
5	26.900	32.929	20.934	30.289	1:51.052	188	8	27.339	33.116	21.675	31.486	1:53.616	185
6	26.637	31.511	20.701	30.343	1:49.192	194	111 Wayne BATSON (SA) (31th)						
7	26.753	31.972	20.800	29.985	1:49.510	187	1	39.271	35.808	23.061	33.491	2:11.631	150
8	26.903	31.950	20.939	30.130	1:49.922	182	2	29.034	35.625	23.240	33.662	2:01.561	171
72 Benjamin BAKER (NSW) (16th)							3	29.702	35.911	23.258	34.027	2:02.898	167
1	34.007	32.497	21.428	30.663	1:58.595	148	4	29.694	35.757	23.461	34.021	2:02.933	164
2	27.183	32.677	21.334	30.822	1:52.016	197	5	29.697	35.539	23.215	33.588	2:02.039	163

Scott Laing
 Chief Time Keeper - Scott Laing


Tom Williams
 Clerk of Course - Tom Williams



Computime Race Timing Systems Pty Ltd © 1996
 Licensed to Computime Race Timing Systems

COMPUTIME RACE TIMING SYSTEMS PTY LTD
www.computime.com.au

E-mail: scott@computime.com.au / Ph: 0418 17 13 17





ASBK RESULTS

AUSTRALIAN SUPERSPORT 300 CHAMPIONSHIP

Date: 24/02/19
 Event: R13
 Weather: Sunny - Temp: 27.1C
 Track: Dry - Temp: 51.4C

Race 3

Started at: 16:14:24
 Laps: 8
 Starters: 34
 Printed at: 16:43

PROVISIONAL SPLIT TIMES

Lap	Split 1	Split 2	Split 3	Split 4	Lap Time	Spd	Lap	Split 1	Split 2	Split 3	Split 4	Lap Time	Spd
333 Yannis SHAW (NSW) (7th)							1	34.462	32.493	21.283	30.827	1:59.065	152
6	29.722	35.804	23.165	33.683	2:02.374	164	2	26.765	32.763	21.084	30.863	1:51.475	197
7	29.976	35.643	23.177	33.904	2:02.700	163	3	26.087	32.433	21.075	30.755	1:50.350	201
8	29.868	35.657	23.228	33.530	2:02.283	163	4	26.318	32.754	20.819	29.865	1:49.756	188
151 Locky TAYLOR (QLD) (11th)							5	26.800	32.419	20.930	30.423	1:50.572	197
1	33.805	32.333	21.301	30.639	1:58.078	147	6	26.613	33.315	21.553	30.321	1:51.802	195
2	27.642	32.590	20.981	31.103	1:52.316	184	7	26.031	31.894	20.836	30.487	1:49.248	200
3	26.829	32.493	21.049	30.785	1:51.156	187	8	26.369	32.528	20.903	31.169	1:50.969	196
4	26.574	32.584	20.996	30.617	1:50.771	191	355 Laura BROWN (NSW) (14th)						
5	26.741	31.980	21.005	30.651	1:50.377	190	1	34.873	33.349	20.939	31.293	2:00.454	149
6	27.037	32.507	20.881	30.479	1:50.904	183	2	27.005	32.919	20.984	30.623	1:51.531	191
7	26.603	32.278	21.046	30.771	1:50.698	188	3	27.165	32.168	21.168	31.102	1:51.603	182
8	27.083	32.856	21.235	30.845	1:52.019	180	4	27.139	33.049	21.130	30.636	1:51.954	184
282 Cameron AGOSTINI (NT) (23th)							5	27.196	32.698	21.094	31.067	1:52.055	184
1	36.434	34.001	22.245	31.830	2:04.510	155	6	27.571	33.093	21.279	30.613	1:52.556	175
2	27.287	33.647	21.667	31.377	1:53.978	182	7	27.190	32.420	21.441	31.222	1:52.273	185
3	27.402	33.458	21.678	31.999	1:54.537	180	8	27.579	32.769	21.622	31.460	1:53.430	179
4	27.786	33.265	21.683	31.698	1:54.432	176	437 Hayden STIFF (NSW) (24th)						
5	27.834	33.081	21.730	31.718	1:54.363	174	1	36.787	34.140	22.194	32.137	2:05.258	152
6	27.903	33.167	21.648	31.687	1:54.405	173	2	27.912	33.624	22.014	32.032	1:55.582	182
7	27.718	33.332	21.821	31.688	1:54.559	174	3	28.170	34.116	22.276	32.381	1:56.943	177
8	27.958	34.198	21.958	31.802	1:55.916	177	4	28.073	33.492	22.016	31.795	1:55.376	174
308 John LYTRAS (QLD) (1st)							5	28.345	33.606	22.064	31.655	1:55.670	173
1	33.906	32.329	21.376	30.559	1:58.170	146	6	28.082	33.664	22.074	31.927	1:55.747	173
2	26.782	32.648	21.117	30.293	1:50.840	186	7	28.234	33.792	22.020	32.056	1:56.102	172
3	27.117	32.028	21.143	30.377	1:50.665	186	8	28.203	33.493	22.153	31.934	1:55.783	172
4	27.368	32.357	20.927	30.299	1:50.951	188							
5	27.040	32.422	21.072	30.415	1:50.949	194							
6	27.022	32.312	20.876	30.221	1:50.431	196							
7	26.648	31.567	20.905	30.198	1:49.318	189							
8	26.450	31.487	20.780	29.764	1:48.481	193							

*** Rider 72 (Benjamin BAKER (NSW)) - 10 second penalty imposed by Clerk of Course for jumped start ***

The results are provisional until the end of the time limit for protests and appeals.


 Chief Time Keeper - Scott Laing



 Clerk of Course - Tom Williams



Computime Race Timing Systems Pty Ltd © 1996
 Licensed to Computime Race Timing Systems

COMPUTIME RACE TIMING SYSTEMS PTY LTD
www.computime.com.au

E-mail: scott@computime.com.au / Ph: 0418 17 13 17





ASBK RESULTS
AUSTRALIAN SUPERSPORT 300 CHAMPIONSHIP

Race 3

Date: 24/02/19
 Event: R13
 Weather: Sunny - Temp: 27.1C
 Track: Dry - Temp: 51.4C

Started at: 16:14:24
 Laps: 8
 Starters: 34
 Printed at: 16:43


PROVISIONAL FASTEST LAPS SEQUENCE

Lap	Race Pos	No	Name	Machine	Fastest Lap	On Lap
1	1	57	Seth CRUMP (QLD)	KTM RC 390	1:57.865	1
2	1	81	Senna AGIUS (NSW)	Kawasaki EX 400	1:50.729	2
2	5	43	Harry KHOURI (NSW)	Yamaha R3 321	1:50.686	2
2	13	31	Travis HALL (QLD)	Yamaha R3 321	1:50.534	2
3	1	57	Seth CRUMP (QLD)	KTM RC 390	1:50.146	3
3	3	43	Harry KHOURI (NSW)	Yamaha R3 321	1:50.119	3
3	8	20	Hunter FORD (NSW)	Yamaha R3 321	1:49.855	3
4	8	333	Yannis SHAW (NSW)	Kawasaki EX 400	1:49.756	4
6	2	81	Senna AGIUS (NSW)	Kawasaki EX 400	1:49.533	6
6	3	68	Luke POWER (VIC)	Yamaha R3 321	1:49.192	6
8	1	308	John LYTRAS (QLD)	Yamaha R3 321	1:48.481	8

*** Rider 72 (Benjamin BAKER (NSW)) - 10 second penalty imposed by Clerk of Course for jumped start ***

The results are provisional until the end of the time limit for protests and appeals.


 Chief Time Keeper - Scott Laing


 Clerk of Course - Tom Williams



Computime Race Timing Systems Pty Ltd © 1996
 Licensed to Computime Race Timing Systems

COMPUTIME RACE TIMING SYSTEMS PTY LTD
www.computime.com.au

E-mail: scott@computime.com.au / Ph: 0418 17 13 17





ASBK RESULTS

AUSTRALIAN SUPERSPORT 300 CHAMPIONSHIP

Date: 24/02/19
 Event: R13
 Weather: Sunny - Temp: 27.1C
 Track: Dry - Temp: 51.4C

Race 3

Started at: 16:14:24
 Laps: 8
 Starters: 34
 Printed at: 16:43

PROVISIONAL LAP SHEET

No	Lap Time	Gap	No	Lap Time	Gap	No	Lap Time	Gap	No	Lap Time	Gap	No	Lap Time	Gap
Lap 1			111	2:11.631	13.766	46	1:58.391	15.811	42	1:51.199	4.692	58	1:51.858	5.741
57	1:57.865		Lap 2			14	1:58.644	16.450	58	.124	4.699	25	1:52.436	6.068
68	1:57.878	.013	81	1:50.729		14	.137	16.587	56	1:52.729	7.056	42	1:52.131	6.131
27	1:57.991	.126	308	1:50.840	.045	19	1:59.109	19.199	47	1:52.559	9.205	56	1:52.460	8.824
151	1:58.078	.213	10	1:51.028	.168	19	.138	19.337	33	1:53.144	10.732	47	1:52.604	11.117
10	1:58.105	.240	57	1:51.280	.180	89	1:59.728	19.813	28	1:54.086	10.988	33	1:53.455	13.495
308	1:58.170	.305	43	1:50.686	.276	35	1:59.160	20.032	15	1:53.648	11.378	28	1:53.425	13.721
81	1:58.236	.371	68	1:51.466	.379	35	.134	20.166	22	1:53.691	12.720	15	1:53.283	13.969
43	1:58.555	.690	27	1:51.781	.807	40	1:59.216	20.690	282	1:54.537	13.734	22	1:53.693	15.721
72	1:58.595	.730	20	1:51.292	1.368	111	2:01.561	24.227	437	1:56.943	18.492	282	1:54.432	17.474
20	1:59.041	1.176	151	1:52.316	1.429	Lap 3			46	1:59.142	24.627	437	1:55.376	23.176
333	1:59.065	1.200	333	1:51.475	1.575	57	1:50.146		14	1:59.119	25.243	46	1:59.499	33.434
32	1:59.389	1.524	72	1:52.016	1.646	81	1:50.358	.032	19	1:59.991	28.864	14	1:58.931	33.482
58	2:00.346	2.481	32	1:51.285	1.709	43	1:50.119	.069	40	1:58.925	29.289	19	1:59.622	37.794
355	2:00.454	2.589	32	.118	1.827	308	1:50.665	.384	89	1:59.850	29.337	40	1:59.232	37.829
31	2:00.464	2.599	31	1:50.534	2.033	10	1:50.553	.395	35	1:59.829	29.535	35	1:59.251	38.094
25	2:00.695	2.830	355	1:51.531	3.020	308	.125	.509	111	2:02.898	36.799	89	2:00.841	39.486
97	2:00.770	2.905	25	1:51.530	3.260	68	1:50.469	.522	Lap 4			111	2:02.933	49.040
56	2:00.771	2.906	97	1:51.547	3.352	27	1:50.202	.683	10	1:50.297		Lap 5		
42	2:00.878	3.013	58	1:52.392	3.773	20	1:49.855	.897	27	1:50.036	.027	27	1:49.874	
47	2:02.707	4.842	42	1:51.906	3.819	32	1:50.204	1.587	81	1:50.733	.073	81	1:50.764	.936
28	2:02.714	4.849	56	1:52.847	4.653	333	1:50.350	1.599	43	1:50.741	.118	57	1:50.623	.955
15	2:02.829	4.964	47	1:53.230	6.972	31	1:50.493	2.200	68	1:50.365	.195	10	1:51.200	1.299
33	2:03.181	5.316	28	1:53.479	7.228	151	1:51.156	2.259	57	1:50.925	.233	333	1:50.572	1.334
22	2:04.005	6.140	33	1:53.698	7.914	72	1:50.966	2.286	308	1:50.951	.643	68	1:51.052	1.346
282	2:04.510	6.645	33	.127	8.041	31	.125	2.325	333	1:49.756	.663	43	1:51.143	1.360
437	2:05.258	7.393	15	1:54.192	8.056	151	.128	2.387	20	1:51.295	1.500	20	1:50.046	1.645
46	2:06.385	8.520	15	.132	8.188	97	1:51.257	4.283	32	1:50.627	1.522	308	1:50.949	1.691
14	2:06.771	8.906	22	1:54.315	9.355	355	1:51.603	4.297	31	1:50.715	2.223	32	1:50.237	1.858
89	2:09.050	11.185	22	.130	9.485	25	1:51.390	4.324	72	1:50.694	2.288	72	1:50.425	2.812
19	2:09.055	11.190	282	1:53.978	9.523	355	.132	4.429	151	1:50.771	2.338	151	1:50.377	2.814
35	2:09.837	11.972	437	1:55.582	11.875	25	.128	4.452	97	1:51.571	5.162	31	1:50.496	2.818
40	2:10.439	12.574	437	.133	12.008	58	1:51.128	4.575	355	1:51.954	5.559	97	1:52.136	7.397

Scott Laing
 Chief Time Keeper - Scott Laing

Tom Williams
 Clerk of Course - Tom Williams




Computime Race Timing Systems Pty Ltd © 1996
 Licensed to Computime Race Timing Systems

COMPUTIME RACE TIMING SYSTEMS PTY LTD
www.computime.com.au

E-mail: scott@computime.com.au / Ph: 0418 17 13 17





ASBK RESULTS

AUSTRALIAN SUPERSPORT 300 CHAMPIONSHIP

Race 3

Started at: 16:14:24
Laps: 8
Starters: 34
Printed at: 16:43

Date: 24/02/19
Event: R13
Weather: Sunny - Temp: 27.1C
Track: Dry - Temp: 51.4C


PROVISIONAL LAP SHEET

No	Lap Time	Gap	No	Lap Time	Gap	No	Lap Time	Gap	No	Lap Time	Gap
58	1:51.860	7.700	355	1:52.556	10.322	355	1:52.273	12.583	56	1:52.442	20.383
355	1:52.055	7.713	25	1:52.321	10.780	56	1:52.348	17.903	47	1:52.521	20.468
25	1:52.239	8.406	56	1:52.860	15.567	47	1:52.049	17.909	33	1:53.142	27.661
56	1:53.731	12.654	47	1:51.931	15.872	33	1:54.057	24.481	28	1:53.162	27.911
47	1:52.672	13.888	33	1:53.234	20.436	28	1:54.274	24.711	15	1:52.991	27.972
33	1:53.555	17.149	28	1:53.069	20.449	15	1:54.209	24.943	22	1:56.215	36.873
28	1:53.507	17.327	15	1:53.263	20.746	22	1:55.756	30.620	282	1:55.916	36.895
15	1:53.362	17.430	22	1:54.943	24.876	282	1:54.559	30.941	437	1:55.783	46.656
22	1:54.060	19.880	282	1:54.405	26.394	437	1:56.102	40.835	46	1:58.697	1:11.164
282	1:54.363	21.936	437	1:55.747	34.745	46	1:58.955	1:02.429	14	1:58.781	1:11.327
437	1:55.670	28.945	14	2:00.241	53.280	14	1:59.240	1:02.508	40	1:58.318	1:13.432
46	1:59.445	42.978	46	2:00.455	53.486	40	1:58.778	1:05.076	19	1:58.321	1:13.499
14	1:59.405	42.986	40	1:59.269	56.310	19	1:58.705	1:05.140	89	1:58.689	1:13.976
40	1:59.060	46.988	19	1:58.590	56.447	35	1:58.729	1:05.231	35	1:58.807	1:14.076
35	1:59.101	47.294	35	1:59.167	56.514	89	1:57.486	1:05.249	111	2:02.283	1:38.614
19	1:59.911	47.804	89	1:59.459	57.775	111	2:02.700	1:26.293			
89	1:58.678	48.263	111	2:02.374	1:13.605						
111	2:02.039	1:01.178									
						Lap 8					
						Lap 7					
Lap 6											
27	1:49.947		81	1:49.490		308	1:48.481		81	1:49.999	.037
81	1:49.533	.522	68	1:49.510	.089	81	1:49.999	.037	68	1:49.922	.049
68	1:49.192	.591	27	1:50.103	.091	27	1:49.922	.051	27	1:49.922	.051
43	1:50.391	1.804	57	1:49.287	1.451	20	1:48.548	.139	20	1:48.548	.139
20	1:50.400	2.098	308	1:49.318	1.481	43	1:49.196	.901	43	1:49.196	.901
308	1:50.431	2.175	20	1:49.467	1.553	333	1:50.969	3.432	333	1:50.969	3.432
57	1:51.168	2.176	43	1:49.875	1.667	32	1:50.933	3.460	32	1:50.933	3.460
32	1:50.841	2.752	333	1:49.248	2.425	57	1:52.044	3.533	57	1:52.044	3.533
31	1:50.100	2.971	32	1:49.749	2.489	31	1:50.673	3.539	31	1:50.673	3.539
333	1:51.802	3.189	31	1:49.869	2.828	72	1:52.099	6.514	72	1:52.099	6.514
72	1:50.848	3.713	72	1:50.676	4.377	151	1:52.019	6.514	151	1:52.019	6.514
151	1:50.904	3.771	151	1:50.698	4.457	58	1:53.500	15.960	58	1:53.500	15.960
97	1:52.650	10.100	97	1:52.308	12.396	97	1:53.616	16.050	97	1:53.616	16.050
58	1:52.352	10.105	58	1:52.329	12.422	355	1:53.430	16.051	355	1:53.430	16.051
			25	1:51.801	12.569	25	1:53.611	16.218	25	1:53.611	16.218

*** Rider 72 (Benjamin BAKER (NSW)) - 10 second penalty imposed by Clerk of Course for jumped start ***

The results are provisional until the end of the time limit for protests and appeals.


Chief Time Keeper - Scott Laing


Clerk of Course - Tom Williams



Computime Race Timing Systems Pty Ltd © 1996
Licensed to Computime Race Timing Systems

COMPUTIME RACE TIMING SYSTEMS PTY LTD
www.computime.com.au

E-mail: scott@computime.com.au / Ph: 0418 17 13 17





ASBK RESULTS

AUSTRALIAN SUPERSPORT 300 CHAMPIONSHIP

Date: 24/02/19
 Event: R13
 Weather: Sunny - Temp: 27.1C
 Track: Dry - Temp: 51.4C

Race 3

Started at: 16:14:24
 Laps: 8
 Starters: 34
 Printed at: 16:43


PROVISIONAL LAP CHART

Grid	1	2	3	4	5	6	7	8
68	57	81	57	10	27	27	81	308
10	68	308	81	27	81	81	68	81
151	27	10	43	81	57	68	27	68
308	151	57	308	43	10	43	57	27
27	10	43	10	68	333	20	308	20
57	308	68	68	57	68	308	20	43
20	81	27	27	308	43	57	43	333
81	43	20	20	333	20	32	333	32
333	72	151	32	20	308	31	32	57
43	20	333	333	32	32	333	31	31
31	333	72	31	31	72	72	72	72
355	32	32	151	72	151	151	151	151
56	58	31	72	151	31	97	97	58
42	355	355	97	97	97	58	58	97
32	31	25	355	355	58	355	25	355
97	25	97	25	58	355	25	355	25
25	97	58	58	25	25	56	56	56
72	56	42	42	42	56	47	47	47
58	42	56	56	56	47	33	33	33
15	47	47	47	47	33	28	28	28
47	28	28	33	33	28	15	15	15
28	15	33	28	28	15	22	22	22
87	33	15	15	15	22	282	282	282
22	22	22	22	22	282	437	437	437
33	282	282	282	282	437	14	46	46
282	437	437	437	437	46	46	14	14
437	46	46	46	46	14	40	40	40
131	14	14	14	14	40	19	19	19
35	89	19	19	19	35	35	35	89
30	19	89	40	40	19	89	89	35
19	35	35	89	35	89	111	111	111
46	40	40	35	89	111			
14	111	111	111	111				
40								
111								
89								

*** Rider 72 (Benjamin BAKER (NSW)) - 10 second penalty imposed by Clerk of Course for jumped start ***

The results are provisional until the end of the time limit for protests and appeals.


 Chief Time Keeper - Scott Laing



 Clerk of Course - Tom Williams



Computime Race Timing Systems Pty Ltd © 1996
 Licensed to Computime Race Timing Systems

COMPUTIME RACE TIMING SYSTEMS PTY LTD
www.computime.com.au

E-mail: scott@computime.com.au / Ph: 0418 17 13 17





ASBK RESULTS

AUSTRALIAN SUPERSPORT 300 CHAMPIONSHIP

Race 3

Date: 24/02/19
 Event: R13
 Weather: Sunny - Temp: 27.1C
 Track: Dry - Temp: 51.4C

Started at: 16:14:24
 Laps: 8
 Starters: 34
 Printed at: 16:43

PROVISIONAL BEST PARTIAL TIMES

Pos	Split 1		Split 2		Split 3		Split 4		LAP		Ideal	Fastest
	Name	Time	Name	Time	Name	Time	Name	Time	Name	Time		
1	H. FORD	26.010	J. LYTRAS	31.487	L. POWER	20.701	B. BAKER	20.271	B. BAKER	1:39.780	1:50.425	
2	Y. SHAW	26.031	L. POWER	31.511	H. FORD	20.713	H. FORD	29.475	H. FORD	1:48.185	1:48.548	
3	D. WHITESIDE	26.120	M. STAUFFER	31.607	M. STAUFFER	20.737	J. LYTRAS	29.764	J. LYTRAS	1:48.481	1:48.481	
4	H. KHOURI	26.161	T. HALL	31.857	T. HALL	20.749	Y. SHAW	29.865	Y. SHAW	1:48.609	1:49.248	
5	T. HALL	26.326	Y. SHAW	31.894	S. CRUMP	20.757	S. CRUMP	29.899	L. POWER	1:48.834	1:49.192	
6	S. AGIUS	26.329	H. KHOURI	31.919	J. LYTRAS	20.780	M. STAUFFER	29.928	H. KHOURI	1:48.854	1:49.196	
7	B. BAKER	26.330	S. AGIUS	31.935	D. WHITESIDE	20.789	H. KHOURI	29.968	M. STAUFFER	1:48.871	1:49.874	
8	J. LYTRAS	26.450	L. TAYLOR	31.980	H. KHOURI	20.806	L. POWER	29.985	S. AGIUS	1:49.065	1:49.490	
9	S. CRUMP	26.498	H. FORD	31.987	S. AGIUS	20.807	S. AGIUS	29.994	T. HALL	1:49.201	1:49.869	
10	L. TAYLOR	26.574	S. CRUMP	32.056	Y. SHAW	20.819	C. O'BRIEN	30.156	S. CRUMP	1:49.210	1:49.287	
11	C. O'BRIEN	26.584	L. BROWN	32.168	B. BAKER	20.833	D. WHITESIDE	30.214	D. WHITESIDE	1:49.400	1:49.749	
12	P. NERLICH	26.598	D. WHITESIDE	32.277	L. TAYLOR	20.881	T. HALL	30.269	L. TAYLOR	1:49.914	1:50.377	
13	M. STAUFFER	26.599	B. BAKER	32.346	L. BROWN	20.939	K. O'CONNEL	30.370	C. O'BRIEN	1:50.081	1:50.297	
14	L. POWER	26.637	C. O'BRIEN	32.356	L. JHONSTON	20.983	P. NERLICH	30.467	P. NERLICH	1:50.720	1:51.257	
15	M. KUHNE	26.723	Z. BUNTING	32.560	C. O'BRIEN	20.985	L. TAYLOR	30.479	L. BROWN	1:50.725	1:51.531	
16	L. JHONSTON	26.806	L. JHONSTON	32.592	M. KUHNE	20.988	L. JHONSTON	30.509	L. JHONSTON	1:50.890	1:51.390	
17	G. POUTCH	26.833	P. NERLICH	32.647	P. NERLICH	21.008	J. WOODS	30.537	K. O'CONNEL	1:51.014	1:51.199	
18	K. O'CONNEL	26.883	K. O'CONNEL	32.704	K. O'CONNEL	21.057	M. KUHNE	30.582	M. KUHNE	1:51.044	1:51.128	
19	T. RELPH	26.941	J. WOODS	32.708	Z. BUNTING	21.131	L. BROWN	30.613	J. WOODS	1:51.710	1:52.348	
20	L. BROWN	27.005	M. KUHNE	32.751	J. WOODS	21.172	Z. BUNTING	30.906	Z. BUNTING	1:51.800	1:51.931	
21	B. PICKETT	27.145	G. POUTCH	32.905	B. PICKETT	21.276	G. POUTCH	30.947	G. POUTCH	1:51.980	1:53.142	
22	Z. BUNTING	27.203	B. PICKETT	32.929	G. POUTCH	21.295	B. PICKETT	31.044	B. PICKETT	1:52.394	1:52.991	
23	C. AGOSTINI	27.287	C. AGOSTINI	33.081	T. RELPH	21.461	T. RELPH	31.323	T. RELPH	1:52.872	1:53.069	
24	J. WOODS	27.293	T. RELPH	33.147	K. PICKERING	21.546	K. PICKERING	31.323	C. AGOSTINI	1:53.393	1:53.978	
25	K. PICKERING	27.319	K. PICKERING	33.387	C. AGOSTINI	21.648	C. AGOSTINI	31.377	K. PICKERING	1:53.575	1:53.691	
26	H. STIFF	27.912	H. STIFF	33.492	H. STIFF	22.014	H. STIFF	31.655	H. STIFF	1:55.073	1:55.376	
27	K. AGOSTINI	28.426	J. CZMOK	34.154	C. WHITE	22.348	S. FAIRBROT	32.022	K. AGOSTINI	1:57.406	1:57.486	
28	L. O'BRIEN	28.493	B. ANGELIDIS	34.203	K. AGOSTINI	22.390	J. CZMOK	32.253	S. FAIRBROT	1:57.599	1:58.644	
29	S. FAIRBROT	28.493	L. O'BRIEN	34.207	L. O'BRIEN	22.536	K. AGOSTINI	32.267	L. O'BRIEN	1:57.702	1:58.391	
30	C. WHITE	28.575	K. AGOSTINI	34.323	B. ANGELIDIS	22.611	B. ANGELIDIS	32.288	B. ANGELIDIS	1:57.749	1:58.729	
31	B. ANGELIDIS	28.647	C. WHITE	34.352	J. CZMOK	22.634	L. O'BRIEN	32.466	C. WHITE	1:57.873	1:58.321	
32	J. CZMOK	28.844	S. FAIRBROT	34.442	S. FAIRBROT	22.642	C. WHITE	32.598	J. CZMOK	1:57.885	1:58.318	
33	W. BATSON	29.034	W. BATSON	35.539	W. BATSON	23.061	W. BATSON	33.491	W. BATSON	2:01.125	2:01.561	

*** Rider 72 (Benjamin BAKER (NSW)) - 10 second penalty imposed by Clerk of Course for jumped start ***

The results are provisional until the end of the time limit for protests and appeals.

Scott Laing
 Chief Time Keeper - Scott Laing


Tom Williams
 Clerk of Course - Tom Williams



Computime Race Timing Systems Pty Ltd © 1996
 Licensed to Computime Race Timing Systems

COMPUTIME RACE TIMING SYSTEMS PTY LTD
www.computime.com.au

E-mail: scott@computime.com.au / Ph: 0418 17 13 17





ASBK RESULTS

AUSTRALIAN SUPERSPORT 300 CHAMPIONSHIP

PROVISIONAL ROUND POINTS

AUSTRALIAN SUPERSPORT 300 CHAMPIONSHIP - ROUND 1

Pos	No	Name	Machine	Pole	Race 1	Race 2	Race 3	Total
1	27	Max STAUFFER	Yamaha		25	25	17	67
2	308	John LYTRAS	Yamaha		11	20	25	56
3	68	Luke POWER	Yamaha	1	20	16	18	55
4	81	Senna AGIUS	Kawasaki		18	15	20	53
5	43	Harry KHOURI	Yamaha		16	17	15	48
6	57	Seth CRUMP	KTM		17	11	12	40
7	32	Dylan WHITESIDE	Kawasaki		13	13	13	39
8	333	Yannis SHAW	Kawasaki		9	14	14	37
9	20	Hunter FORD	Yamaha		15		16	31
10	10	Callum O'BRIEN	Kawasaki		12	18		30
11	72	Benjamin BAKER	Yamaha		10	12	5	27
12	151	Locky TAYLOR	Yamaha		6	10	10	26
13	31	Travis HALL	Yamaha		7	7	11	25
14	97	Peter NERLICH	Kawasaki		5	9	8	22
15	58	Mitch KUHNE	Yamaha		3	8	9	20
16	355	Laura BROWN	Yamaha		8	5	7	20
17	87	Zac LEVY	Yamaha		14	4		18
18	25	Luke JHONSTON	Yamaha		4	6	6	16
19	56	Jesse WOODS	Yamaha		1	3	4	8
20	47	Zylas BUNTING	Yamaha		2	2	3	7
21	33	Grace POUTCH	Kawasaki				2	2
22	28	Tayla RELPH	Kawasaki				1	1
23	22	Keegan PICKERING	Yamaha			1		1


 Chief Time Keeper - Scott Laing


 Clerk of Course - Tom Williams

Computime Race Timing Systems Pty Ltd © 1996
 Licensed to Computime Race Timing Systems

COMPUTIME RACE TIMING SYSTEMS PTY LTD
www.computime.com.au

E-mail: scott@computime.com.au / Ph: 0418 17 13 17

